



STUDENTS FEEDBACK 2016-2017- ANALYSIS

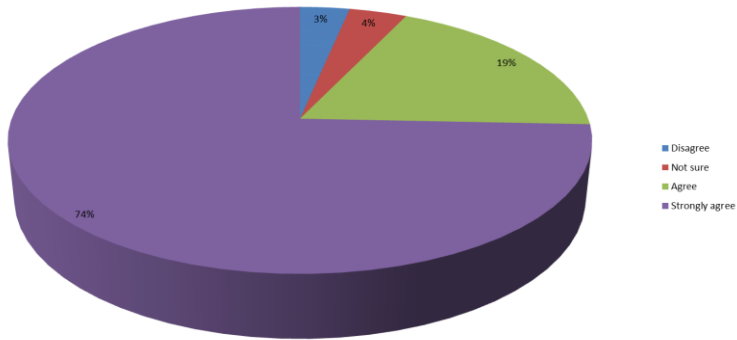
QUESTIONNAIRE

Directions: For each item please indicate your level of satisfaction with the following statement by choosing a score between 0 and 4. (4 – strongly agree, 3 - agree, 2 – not sure, 1 –disagree, 0 –strongly disagree)

Description	4	3	2	1	0
1. The teacher prepares well before coming to the class room.					
2. The teacher completes the entire syllabus in time.					
3. The teacher communicates clearly and inspires me by his teaching.					
4. The teacher encourages participation and discussion in class.					
5. The teacher motivates the students to ask questions and clear the doubts of students.					
6. The teacher uses modern teaching-learning aids in his/her lecture.					
7. Periodical thought-provoking assignments are given to students as per schedule.					
8. The teacher is regular and punctual in the class.					
9. The teacher promotes creative/critical/analytical thinking and independent study habits among students					
10. The teacher's attitude towards the students is friendly & helpful.					
11. The teacher is available and accessible in the Department.					
12. The evaluation process is fair and unbiased.					
13. Regular and timely feedback is given on our performance.					
14. Sufficient number of prescribed books are available in the Library.					
15. I have learnt and understood the subject material/s in this course.					

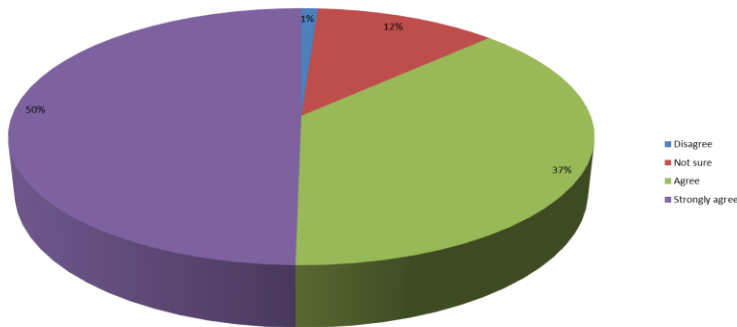
Any other Suggestions for the improvement of the teaching, learning and evaluation:

The teacher prepares well before coming to the class room



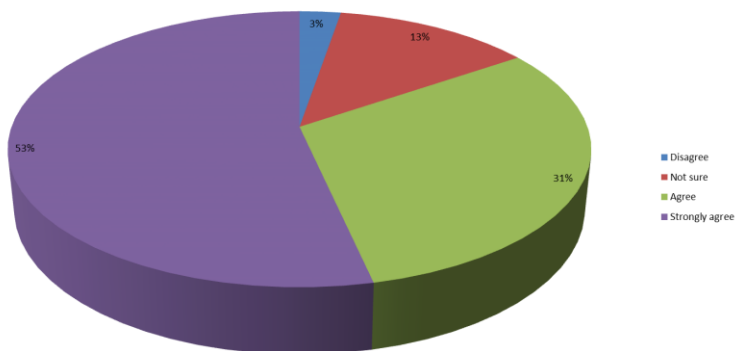
	Percent
Disagree	3.2
Not sure	3.8
Agree	18.7
Strongly agree	74.3
Total	100

The teacher completes the entire syllabus in time

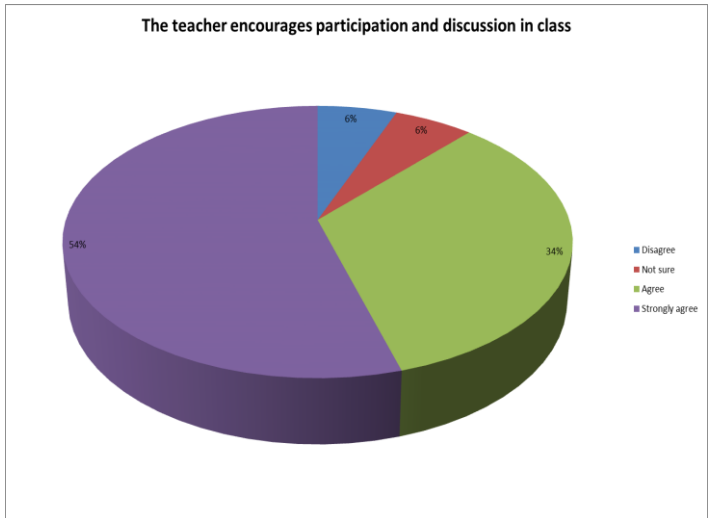


	Percent
Disagree	1.1
Not sure	11.8
Agree	37.3
Strongly agree	49.8
Total	100

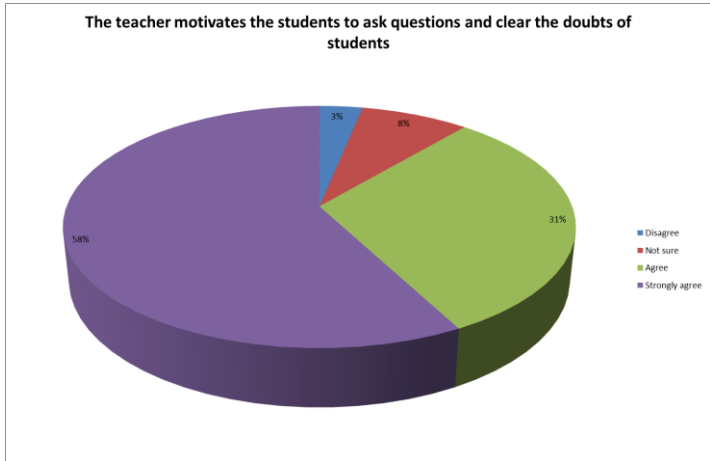
The teacher communicates clearly and inspires me by his teaching



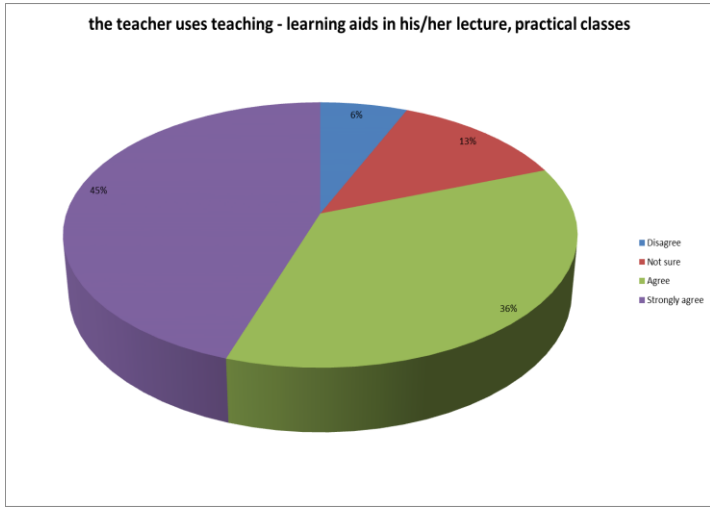
	Percent
Disagree	2.7
Not sure	12.8
Agree	31.1
Strongly agree	53.4
Total	100



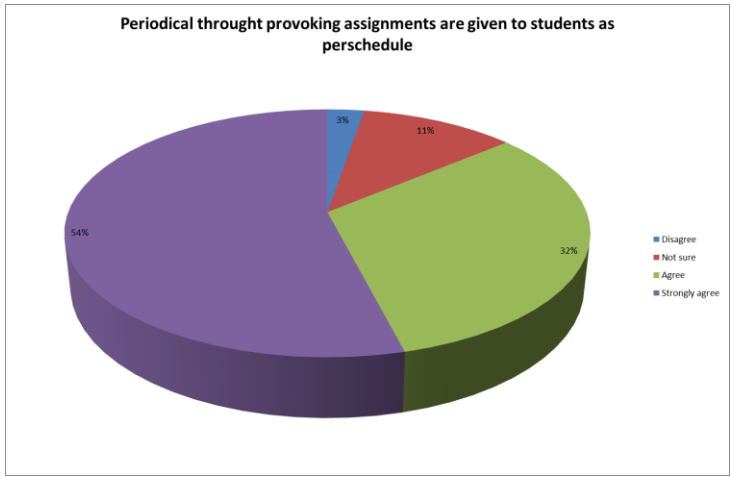
	Percent
Disagree	5.9
Not sure	5.9
Agree	33.8
Strongly agree	54.4
Total	100



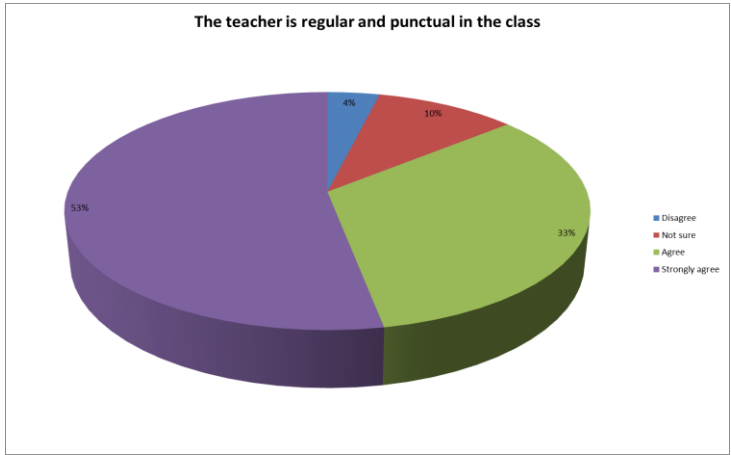
	Percent
Disagree	3.1
Not sure	8
Agree	31
Strongly agree	57.9
Total	100



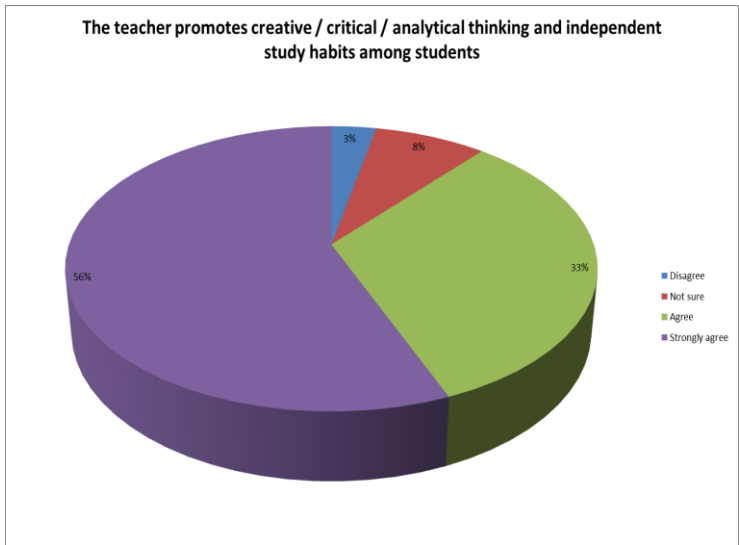
	Percent
Disagree	6.4
Not sure	12.9
Agree	35.8
Strongly agree	44.9
Total	100



	Percent
Disagree	2.7
Not sure	11.2
Agree	32.1
Strongly agree	54
Total	100

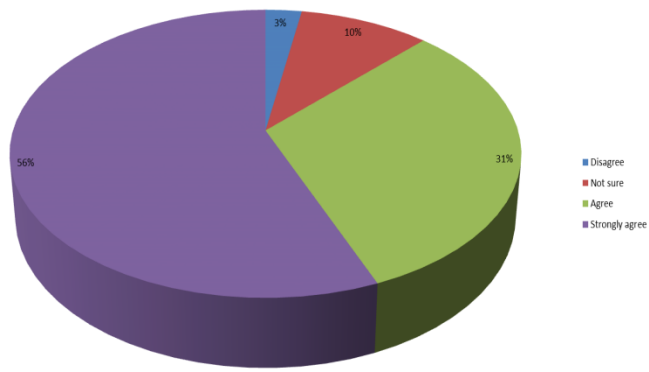


	Percent
Disagree	3.7
Not sure	10.2
Agree	33.2
Strongly agree	52.9
Total	100



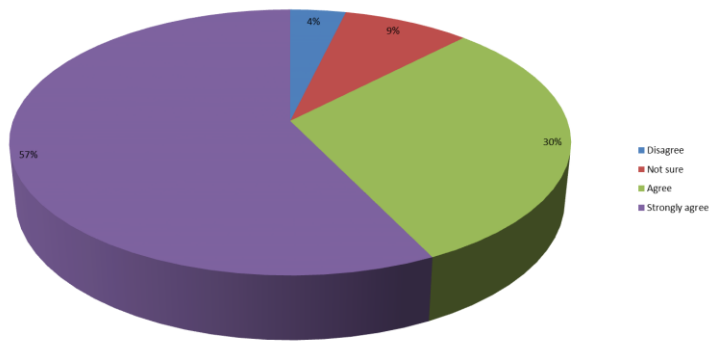
	Percent
Disagree	3.1
Not sure	8
Agree	32.8
Strongly agree	56.1
Total	100

The teachers attitude towards the students is friendly & helpful



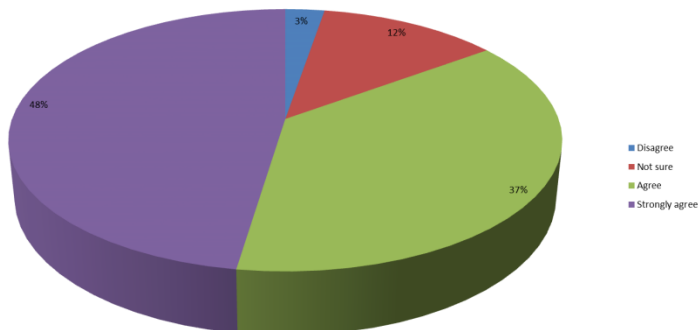
	Percent
Disagree	2.8
Not sure	9.7
Agree	31.4
Strongly agree	56.1
Total	100

The teacher is available and accessible in the department

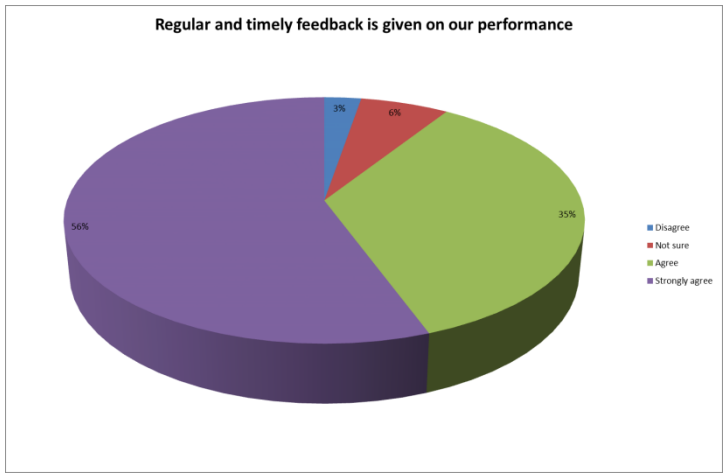


	Percent
Disagree	3.7
Not sure	8.6
Agree	30.4
Strongly agree	57.3
Total	100

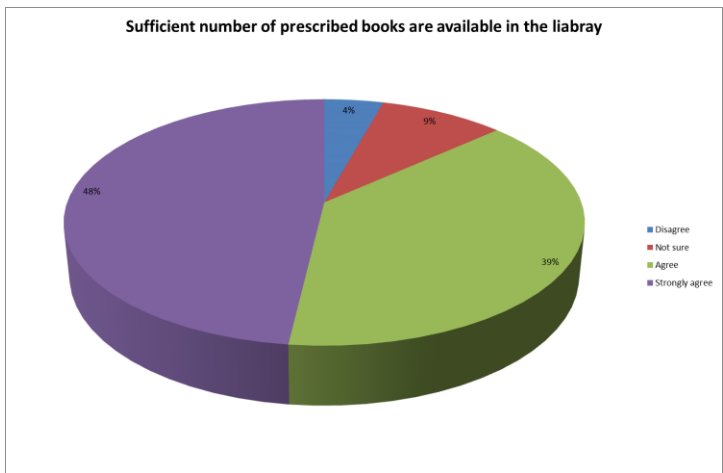
The evaluation process is fair and unbiased



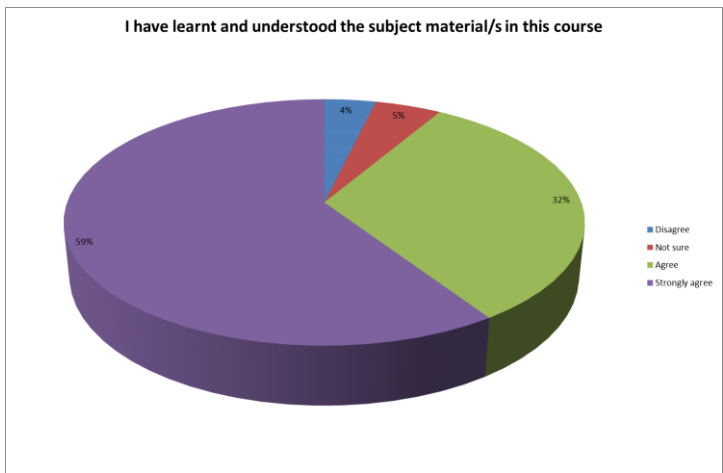
	Percent
Disagree	2.7
Not sure	12.3
Agree	37.3
Strongly agree	47.7
Total	100



	Percent
Disagree	2.8
Not sure	6.3
Agree	35.2
Strongly agree	55.7
Total	100



	Percent
Disagree	4.2
Not sure	9.1
Agree	38.6
Strongly agree	48.1
Total	100



	Percent
Disagree	3.7
Not sure	4.9
Agree	32.1
Strongly agree	59.3
Total	100

Of all the criteria only a very small number of students responded with Disagree. A sufficient number of students give positive response to all the questions.